



THE Janie Crow

COLLECTION



JANIE CROW

BE INSPIRED BY CROCHET & HAND KNIT DESIGNS FOR YOUR HOME



My home team

I couldn't do what I do without these beauties!



Drawn to nature



A bit of a Magpie

I love beads and shiny things!



A lot of colour

I am always on the lookout for new colour palettes



Wanderlust

The world offers so many inspirational delights



Nanna Martin

My Great Grandmother Alice had a love of yarn and colour

Welcome to the World of Janie Crow

My Great Grandmother, Alice, simply had a love of yarn. As a child I remember watching her arrange crochet granny squares on her lap and making decisions about which colour combinations went together. Her speedy hook and agile fingers fascinated me, but it wasn't until much later on in my life's journey that I also found myself enthralled by, and addicted to, the art of crochet. I guess I finally got to grips with the technicalities of crochet around 15 years ago and over the last decade I have felt confident enough to design projects aimed at the home crafter.

I would love to see crochet recognized as a platform for creativity and so I have made it my mission to seek out pathways that will enable me to reach a wide audience to whom I can demonstrate the versatility and integrity of the craft. I try to highlight the differences between 'home made' and 'hand made' and challenge the often derogatory and ageist image of those (mostly women) who choose to design and craft with yarn. I hope that by doing so I am validating the skills of so many others.

Within this little book you will find images and snippets of information about my back-catalogue of design work, including my crochet along style projects and my blanket, cushion cover, wrap and scarf designs. You will also find some of the new JANIE CROW branded crochet hook wraps, project bags and tea towels.

I am really excited to bring the collection together for you in one easy to find location. I am in love with the images of my creations, beautifully styled in stunning home settings, and hope that they will inspire you to grab a hook and embark on a project of your own.

Janie
x



Janie Crowfoot



CROCHET ALONG PROJECTS

By working through a Crochet Along (CAL) project crocheters are not only given the chance to learn new techniques and increase their skills, but in many cases they can also engage in online discussions and form new friendships by working alongside others in virtual groups via personal blogs and social media platforms like Facebook and Instagram.



Lily Pond Blanket

During his lifetime, Claude Monet completed a series of more than 250 paintings of water lilies. Along with *Starry Night* by Vincent van Gogh, Monet's paintings are considered the most iconic images of Impressionism. Monet's Water Lily paintings were the catalyst for this crochet blanket design. The blanket features 3D crochet to emulate water lilies and textural stitchwork to portray the idea of water and reflections.

'Water Lilies is an extension of my life. Without the water the lilies cannot live, as I am without art.' Claude Monet

BEGINNER / INTERMEDIATE // The blanket is made using DK weight yarn
// Finished size approximately 115cm (45¼in) square // The Lily Pond crochet along project launched in 2015 and the patterns are available as free PDF downloads via the Stylecraft website





‘Nothing is worth more than laughter. It is strength to laugh and to abandon oneself, to be light. Tragedy is the most ridiculous thing.’ Frida Kahlo



Frida's Flowers & Primavera Blankets



Whilst I have always admired Frida Kahlo's art, it is the woman herself that I am consistently fascinated by. She remains a symbol of feminine force and many people now recognize her as a huge figure within the women's rights movement.

This design was based on Frida's costumes and the floral aspect of her paintings. She wore bright traditional style Mexican clothes at a time when this was very much against convention. She wore her hair long with flowers and ribbons interlaced and she was a lover of embroidery and hand made items, often layering her clothes to create some really stunning combinations of colour and style.

BEGINNER / INTERMEDIATE // The blanket is made using DK weight yarn // Finished size approximately 98cm (38 5/8 in) wide 120.5cm (47 1/2 in) long // Frida's Flowers Primavera is available as a yarn pack with a yarn substitution document enclosed via the Janie Crow website // The Frida's Flowers crochet along project launched in 2016 and the patterns are available as free PDF downloads via the Stylecraft website

Sunshine and Showers Blanket



It can feel quite daunting when faced with a large project, especially if there are different stitch sequences or techniques to learn as you progress through the design. I sometimes hear crocheters say that they don't feel they are progressing quickly enough, so the beauty of a crochet along style project is that a design is broken down into bite-size pieces.

When I design a new project I almost always do so with a theme in mind. I wanted to design something with a recognizable trend carrying through the whole project and in the end I decided on the concept of a sampler blanket that would feature elements reflecting the four seasons.

BEGINNER / INTERMEDIATE // The blanket is made using DK weight yarn
// Finished size approximately 95-96cm (37½-38in) wide and 186cm (73¼in) long
// The patterns are available as PDF downloads via the Janie Crow website and Ravelry





Bohemian Blooms Blanket

The patterns for this project are grouped together in one book – laid out in bite-sized pieces with the techniques getting progressively harder, so crocheters can choose to work through the project at their own pace within their own timescale



The final catalyst for my design inspiration for this blanket was the work of Vanessa Bell and Duncan Grant of the Bloomsbury Group.

Vanessa Bell and Duncan Grant tended to use a most appealing colour palette in their still life paintings, often using soft greens, saffron yellows, slightly murky blues and teals combined with nude camel shades, salmon pinks and hints of darker richer tones.

Vanessa was particularly keen on painting flowers. Over her lifetime she created many wonderful still life flower paintings, which featured flowers cut from her garden, ceramics and sumptuous fabrics – the ideal objects for me to use as design elements within this project.


INTERMEDIATE / ADVANCED // The blanket is made using DK weight yarn

// Finished size approximately 127cm (50in) square

// Bohemian Blooms Crochet Blanket. 96 page soft bound book available from the Janie Crow website

Bloomsbury Gardens Blanket

In 2019 I released an alternative version of the Bohemian Blooms project called Bloomsbury Gardens. A free yarn substitution document can be downloaded via the Janie Crow website and used in conjunction with the patterns in the book to create this blanket.



INTERMEDIATE / ADVANCED // The blanket is made using DK weight yarn

// Finished size approximately 120cm (48in) square



‘I cannot suppose there is anybody here who would think it either a good life, or an amusing one, to sit with one’s hands before one doing nothing.’ William Morris



Climbing Rose Wrap

The patterns for this project originally featured in *Inside Crochet* magazine



I started off thinking that my design inspiration for this project would be William Morris’s very well known fabric and wallpaper design ‘The Strawberry Thief’, which is one of my favourites. However, I was concerned about how I would convey the idea of strawberries and birds in crochet, so I was relieved and inspired further when I came across another design, which not only had the floral elements I was looking for, but also totally summed up the colour palette I wanted to use.

The design features 3 main motifs that I have called Day Lily, Anemone and Rambling Rose, plus a pretty floral border.

INTERMEDIATE / ADVANCED // The wrap is made using DK weight yarn // Finished size approximately 52cm (20½in) wide x 205cm (80¾in) long // The patterns are soon to be available in paper brochure format via the Janie Crow website and as a PDF download via Ravelry





Fruit Garden Blanket

William Morris's daughter May was a skilled artist, basing many of her designs on nature, with plants and birds being her favourite design source. May's passion was embroidery and it was her skillful, intricate, innovative and beautiful stitch work that helped elevate the craft of needlework from a domestic craft to a serious art form and her influence extended around the world.

For this design I looked at May's intricate draft drawings for her embroidery projects and the embroideries themselves. Many of May's designs feature plants and fruit trees at the centre of an embroidered trellis background. I wanted to design a project that would appeal to experienced crocheters who want to create an heirloom piece.

INTERMEDIATE / ADVANCED // The blankets are made using DK weight yarn // Life DK & Batik version finished size approximately 128cm (50½in) square // Naturals - Bamboo + Cotton version finished size approximately 112cm (44in) square // The Fruit Garden crochet along project launched in 2020 and the patterns are available as free PDF downloads via the Stylecraft website





THE TESSELLATIONS

I am fascinated by tessellating shapes and (most of the time) I adore the challenge of making my crochet pieces fit together like jigsaw pieces to create interesting effects. Whether it be simple constructions like octagons and squares, or more complicated motifs that involve diamond shapes, triangles or curved pieces, I get a huge amount of satisfaction from making sure that things match up!



Persian Tiles Blanket

This blanket design was based on an earlier project, which used Persian & Moroccan architecture and artefacts on display in Room 42 of the Victoria & Albert Museum in London as my inspiration.

I have created 3 colour ways for this design. They are Persian Tiles Original (Navy Blue), Persian Tiles Light Blue and Persian Tiles Sandalwood.

INTERMEDIATE // The blanket is made using DK weight yarn // Finished size approximately 115cm (45in) square // The pattern is available in paper brochure format via the Janie Crow website and as a PDF download via Ravelry



Mystical Lanterns Blanket, Shawl & Scarf

The 'ogee' shape, found in Moroccan surface pattern and architecture, inspired this design. The shape is curved like an onion, consisting of a concave arc and vertical ends so that it will tessellate with itself. It took me an age to work out how to make the crochet shape tessellate, but in the end the design was very simple. Perhaps this is the easiest project within my design range. You can choose from a blanket, shawl or scarf version.

BEGINNER / INTERMEDIATE // The blanket is made using DK weight yarn // Finished size of blanket is approximately 100cm (39 3/8in) wide x 155cm (61in) long // The shawl is made using Jamieson's Spindrift weight yarn // Finished size of shawl is approximately 158cm (62in) wide x 84cm (33in) deep // The scarf is made using sock weight yarn // Finished size of scarf is approximately 22.5cm (9in) wide x 174cm (68 7/8in) long // The patterns are available in paper brochure format via the Janie Crow website and as PDF downloads via Ravelry





Magic Circles Blanket & Scarf



It can be hard to keep motifs to a true circle when crocheting. I love tessellating patterns and adore a crochet challenge, so this design is the result of my desire to create two sizes of circular crochet motifs that sit within a background framework, whilst retaining their shape.


The blanket features multi-coloured tassels made from the left over yarns and the scarf features cute little pom-poms.

INTERMEDIATE / ADVANCED // The blanket is made using DK weight yarn // Finished size of blanket approximately 117cm (46in) square excluding tassels // The scarf is made using DK weight yarn // Finished size of scarf is approximately 36cm (14in) x 160cm (63in) excluding pompoms // The patterns are available in paper brochure format via the Janie Crow website and as PDF downloads via Ravelry

The Hollicarrs Scarf

The Hollicarrs scarf first appeared in Rachel Atkinson's 'Daughter of a Shepherd' book. It can be made in any weight of yarn, although the pattern is written for 4-ply. The addition of beads gives this project a fabulous sparkle and a lovely drape.

INTERMEDIATE // The scarf is made using 4-ply weight yarn // Finished size approximately 25cm (9 7/8in) wide x 154cm (60 3/4in) long // The pattern is available in paper brochure format via the Janie Crow website and as a PDF download via Ravelry





THE MYSORE COLLECTION

The Chittaranjan Palace, built for Mysore's princesses, has been lovingly restored as a charming hotel, which sits in extensive gardens. With formal lawns, shaded pergolas and fringed by majestic trees, the hotel is an oasis of calm. Renovated and furnished using traditional Indian crafts, the hotel offers comfortable surroundings, friendly staff and a restful, creative atmosphere.



Royal Garden Blanket

This pattern is one of three designs inspired by my trips to the Green Hotel Mysore, India. There are lots of places within the hotel and its surrounding grounds to sit and relax, but one of my favourite places is the coffee shop that is situated towards the back of the building within a lovely atrium, which in turn features a terracotta tiled floor and a central open garden of vines and shrubs.

This design is based on two aspects of the hotel gardens; the floor tiles found within the atrium coffee shop and the formal quilt like layout of the main garden, which sits to the front of the hotel. The main garden provides another lovely place to relax and it features walled flowerbeds, full of vibrant gold, orange and pink marigolds, fresh green lawns and smartly pruned bushes. In the evening the garden takes on a magical quality when thousands of creamy fairy lights twinkle in the foliage.

INTERMEDIATE // The blanket is made using DK weight yarn // Finished size approximately 162cm (63¾in) square // The pattern is available in paper brochure format via the Janie Crow website and as a PDF download via Ravelry // Dedicated project packs are available via Scheepjes stockists




Cold, cozy nights.
A good book and a blanket.



Lotus Flower Wrap

Within the City Palace complex in Jaipur there are four gate buildings that surround the inner courtyard, which leads to the Chandra Mahal – the main palace building within the complex. The four gates are adorned with themes that represent the four seasons and Hindu Gods. The Lotus Gate, which sits to the southern side of the courtyard and is dedicated to Lord Shiva-Parvati, was the inspiration for this design.

The Lotus Gate represents the summer and the incredible painted patterns within the archway around the central wooden doors feature a continuous fanned flower tessellation. Lotus flowers in full bloom are featured on the façade. The Lotus Gate alone features a huge amount of wonderful surface pattern and therefore design inspiration, but it is the Peacock Gate, which sits to the Northern side of the courtyard, and is dedicated to Lord Vishnu and the winter season, which is the most ornately decorated. If you ever get a chance to visit Jaipur, you must make sure you go to the Palace and seek out the gates, or, if you're not likely to visit India, you can always do a search online.

INTERMEDIATE / ADVANCED // The wrap is made using DK weight yarn // Finished size approximately 194cm (76½in) wide x 98cm (38½in) deep // The pattern is available in paper brochure format via the Janie Crow website and as a PDF download via Ravelry



Indian Roses Blanket

This blanket is another one inspired by my trips to The Green Hotel and in particular some decorative tiles on a Victorian wash stand found within the hotel foyer. The design uses a mixture of DK weight yarns and a crochet layering technique to achieve the 3D effect of the flowers. A repeated square motif with a central flower are combined with half and quarter motifs to achieve the square shape of the blanket.

‘Where flowers bloom, so does hope.’

Lady Bird Johnson

INTERMEDIATE / ADVANCED // The blanket is made using DK weight yarn // Finished size approximately 135cm (53 ⅓in) square // The pattern is available in paper brochure format via the Janie Crow website and as a PDF download via Ravelry // Dedicated project packs are available via West Yorkshire Spinners stockists

Summer Palace Blanket



This blanket design was initially inspired by an image of a printed cushion cover I found in a magazine, but having visited the Tipu Sultan's Summer Palace near Mysore in India I was inspired to look at the design again and link it to the Mysore Collection.

The original blue and cream version retains the slightly Scandinavian feel of my first inspiration and echoes traditional fairisle patterns. Perfect for a cosy feeling winter blanket. The more vibrant, Blue and Pink colourway reflects the fabulous bright colours I have found on my trips to India.

INTERMEDIATE / ADVANCED // The blanket is made using DK weight yarn // Finished size approximately 123cm (48½in) square // The pattern is available in paper brochure format via the Janie Crow website and as a PDF download via Ravelry

Summer Palace Wrap

I feel that the design and yarn shades used within this project reflect the elaborate carved, and painted wooden pillars and huge hand painted friezes found within the breathtakingly beautiful and awe inspiring Tipu Sultan's Summer Palace building.



INTERMEDIATE // The wrap is made using 4-ply weight yarn
// Finished size approximately 40cm (15¾in) wide x 170cm (67in) long
// The pattern is available in paper brochure format via the Janie Crow website and as a PDF download via Ravelry





THE FLORAL COLLECTION

Flowers mark so many occasions in life. We use them to cheer people up and to brighten up our homes and gardens. We have them in abundance at weddings and to celebrate the births of new babies. We use stylized replica versions of them in so many aspects of our lives, so it is absolutely logical that textile designers like me myself are intrinsically drawn to create versions of them within our work. If you are a bit daunted by the size of the blanket, why not use the motif to make a shawl, wrap or scarf version.



Mexican Diamonds Blanket

I really love traditional South American textiles, including woven fabrics, embroidery & crewel work and for a long time I wanted to design a project using a repeated diamond pattern like those found on rugs and wraps from Mexico in particular. I designed a flower motif to sit at the centre of this design to echo floral embroidery; I think the use of surface crochet enhances the idea of hand stitching and I am particularly pleased with the flowers sitting on the edge to give the project a really unusual border.

I thoroughly enjoyed designing this blanket and hope you will enjoy making it too!

INTERMEDIATE / ADVANCED // The blanket is made using DK weight yarn

// Finished size approximately 110cm (43½in) wide x 132cm (52in) long // The pattern is available in paper brochure format via the Janie Crow website and as a PDF download via Ravelry

Fields of Gold Blanket



“I find comfort in contemplating the sunflowers.” Vincent van Gogh



I love botanical drawings and have a fabulous book from Kew Gardens with the most wonderful illustrations. There is a page within the book that features sunflowers, hellebores and opium poppy seedheads and it made me think of the fields of sunflowers we walked through on a lovely French holiday some years ago.

I have always loved sunflowers, with all their connotations of heat and sunshine. Vincent van Gogh, whose series of sunflower still life studies are instantly recognizable, saw these stunning flowers as a symbol of friendship and gratitude, so using them as the inspiration for a blanket design was inevitable. As wild poppies are commonplace in fields of sunflowers, it was clear that this design should feature these too!

INTERMEDIATE // The blanket is made using DK weight yarn // Finished size approximately 120cm (48in) square // The pattern is available in paper brochure format via the Janie Crow website and as a PDF download via Ravelry





Delft Blanket



I have always been a fan of blue and cream pottery. When I was a child we would often visit my elderly Auntie for afternoon tea and so were used to seeing the 'Willow Pattern' on sandwich plates and teacups. The Willow Pattern featured an elaborate chinoiserie pattern that was popular towards the end of the 18th Century.

Despite using an oriental style, pottery featuring the Willow Pattern originally came from Stoke-On-Trent in the UK, but a lot of earthenware showcasing the design also came from China via the East India Company.

Delftware from The Netherlands, which also features cream and blue designs, was in existence far earlier than it's Stoke-On-Trent counterpart. Delftware often includes flowers and birds and is famous for it's quality and intricate designs.

I am so pleased with the outcome of this design and I love the way the octagon motifs create the idea of tessellating decorated plates.

INTERMEDIATE / ADVANCED // The blanket is made using DK weight yarn
 // Finished size approximately 105cm (41½in) wide x 160cm (63in) long // The pattern is available in paper brochure format via the Janie Crow website and as a PDF download via Ravelry





Willow Blossom Blanket & Scarf

This dainty little floral square motif can be used to make a small cot blanket in a limited colour palette like my Delft inspired one on P33, or you could arrange your own layout to make a stash busting scarf like the one in the image above.

‘Flowers always make people better, happier and more helpful; they are sunshine, food and medicine for the soul.’ Luther Burbank

INTERMEDIATE // The blanket is made using DK weight yarn // Finished size approximately 56.5cm (25½in) square // The pattern is available in paper brochure format via the Janie Crow website and as a PDF download via Ravelry


*Live well, laugh loud,
crochet often.*



Imogen Blanket

Imogen was one of my very first blanket designs and I still love it! The design was based on historical crochet patterns and focuses on Victorian crochet in particular. I wanted to create something that emulated the intricate lace patterns available in the late 1800s; a time when crochet was incredibly popular. Even Queen Victoria herself was a crochet pro!

This design features lovely bronze beads that are incorporated into the crochet stitches and the rich rose style central motifs create an opulent feel. The blanket is completed with a deep lace border.

INTERMEDIATE / ADVANCED // The blanket is made using Rowan Cotton Glacé weight yarn // Finished size approximately 100cm (39½in) square // The pattern is available in paper brochure format via the Janie Crow website and as a PDF download via Ravelry

CUSHION COVERS

Many of the crochet motifs that feature in my blanket and throw projects would make great cushion cover designs too and I really must get around to making a few. Cushion covers can be speedy to make and are far less daunting than a blanket or throw project. So, those of you who are fans of instant gratification like me, might like to consider having a go at making a couple!



*Oh how I adore
a good cushion!*



Oonagh Hand Knitted Cushion Cover

This project was inspired by traditional cable knitting techniques from the Arran Islands, located at the mouth of Galway Bay on the West Coast of Ireland. I used green, yellow and orange beads as a feature of the design as a nod to the Irish flag, but I am planning a few new versions. I think it would look great in festive shades and can imagine a lovely red one nestled on the settee for Christmas!

INTERMEDIATE / ADVANCED // The cushion cover is made using DK weight yarn
// Finished size approximately 31cm (12½in) square // The pattern is soon to be available in paper brochure format via the Janie Crow website and as a PDF download via Ravelry



Streymoy Hand Knitted Cushion Cover

This cushion cover design was inspired by traditional Faroese hand knitting patterns. The Faroe Islands are famous for a style of colour stranded knitting using grey shades, probably because the native sheep of the islands produce fleece in this colour.

INTERMEDIATE / ADVANCED // The cushion cover is made using DK weight yarn
// Finished size approximately 45cm (18in) wide x 34cm (13in) deep // The pattern is available in paper brochure format via the Janie Crow website and as a PDF download via Ravelry



HOOK WRAPS & PROJECT BAGS

I can never have enough project bags and hook wraps and I am always on the look out for little pouches that suit my needs, so I was really excited when Heather Burgess of Rag Button Designs agreed to collaborate with me to make these lovely items. Heather sources beautiful quality Irish linen to make these gorgeous pouches, which she puts together by hand and then stitches into the fabric, adding buttons, beads, ribbons and some of my hand made crochet flowers to make each one unique.



Like the project pouches each one of these beautiful hook pouches is hand made by Heather in Ireland.

The wraps are made from woven wool fabric on the outside and are lined with cotton fabric with vibrant floral designs. Each wrap features intricately hand stitched embroidery as well as some machine stitching and is fastened with a ribbon tie. The wrap will hold up to 15 hooks and we have also included some larger pockets for hooks with big handles or above average diameters. They are also suitable for holding scissors or other accessories. The wraps come in a protective cotton bag packaged within a sturdy cardboard box, making them the ideal gift for any serious crafter.

PROJECT POUCH LARGE // Dimensions approximately 29cm (11½in) wide x 21cm (8¼in) deep
PROJECT POUCH SMALL // Dimensions approximately 22cm (8 6/8in) wide x 17cm (6¾in) deep
HOOK WRAPS // Dimensions (wrapped) approximately 10cm (4in) wide x 17cm (6¾in) deep
 Dimensions (unwrapped) approximately 28cm (11in) wide x 21.5cm (8½in) deep



Janie Crow Tea Towel

I am asked about the stylized birds that feature on the Janie Crow logo a lot!

Many people have asked me if I can design a pattern for some crochet birds like those in the logo, but on the occasions I have tried to do so I have ended up in a bit of a mess. It was logical therefore, to produce a printed Janie Crow design that features my pair of birds instead.

The Tea Towels are made from 100% cotton fabric, are machine washable and have been made in the UK.

The design is not crammed with lots of print so that there remains plenty of room for you to add decorations of your own, such as hand embroidery and applique stitching. I have one at home that I am hoping to finish and mount in a frame, so watch this space!

'I found I could say things with colour and shapes that I couldn't say any other way.' Georgia O'Keefe




www.janiecrow.com

mail@janiecrow.co.uk

Janie Crow Ltd, Ground Floor Studio, Hadley House,
17 Park Road, Barnet Herts EN5 5RY
Tel: (Monday - Friday 10am to 4pm) (+44) 0208 447 0040

 **[ravelry.com/people/janiecrow](https://www.ravelry.com/people/janiecrow)**

 **facebook.com/JanieCrowDesign**

 **instagram.com/janiecrow**

Paper brochure patterns are available from good yarn stockists

Lily Pond, Frida's Flowers and Fruit Garden crochet along blanket patterns are
available as free downloads via www.stylecraft-yarns.co.uk

With special thanks to Rosemary Fox, Scheepjes, Mary Maxim and Inside Crochet magazine
for giving me permission to use some of their images

With special thanks to my team of fabulous crocheters

Photography - Leanne Jade, Styling - Claire Montgomerie, Graphic Design - Steph Peat
Location - Light Locations, Editor - Sarah Hazell, Words - Jane Crowfoot

All designs ©Jane Crowfoot

